



Department of Medicine

SCHOOL OF MEDICINE

UNIVERSITY OF COLORADO

**ANSCHUTZ MEDICAL CAMPUS**

# ***DOM COVID-19 TOWN HALL***

- Welcome and Introduction
- Update current state
- Discuss next phase of our response

**Q/A – Use the chat box to ask questions**

# Leadership to Address Questions

- AMC – DOM Vice Chairs, Marc Moss, Marisha Burden, Steve Johnson, Geoff Connors, Shanta Zimmer, Jean Kutner, Anne Fuhlbrigge, Duane Pearson, Tom Flaig
- VAMC – Jim Beck
- NJH – Kevin Brown
- Denver Health – Ed Havranek

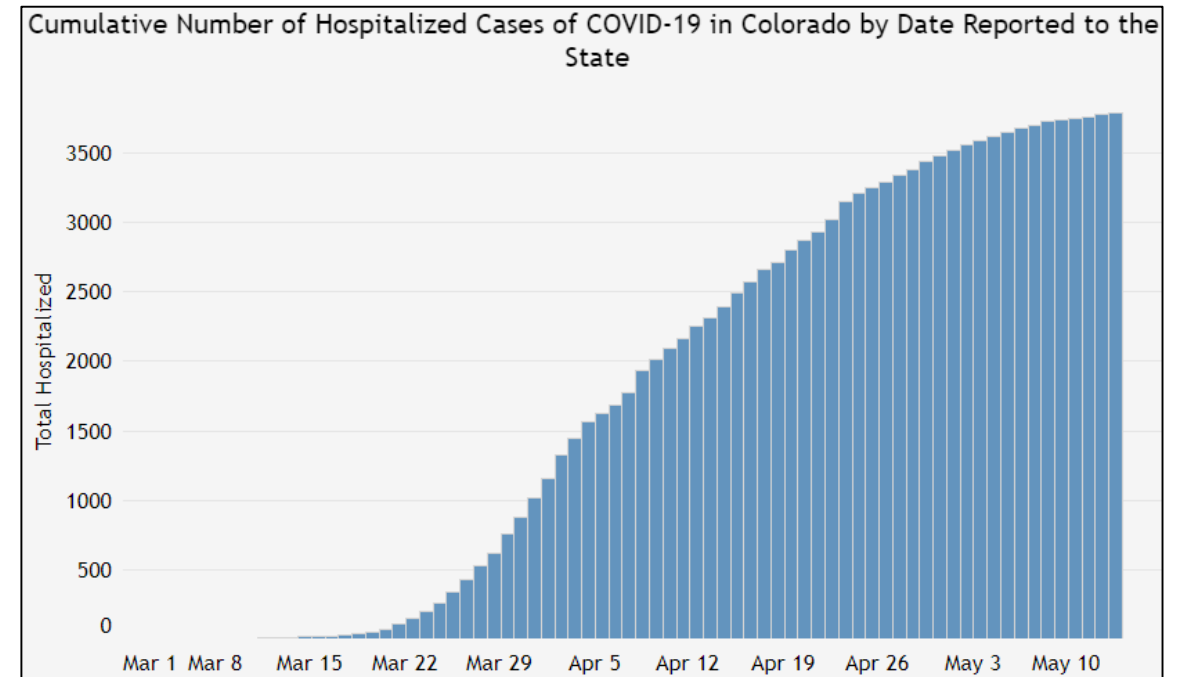
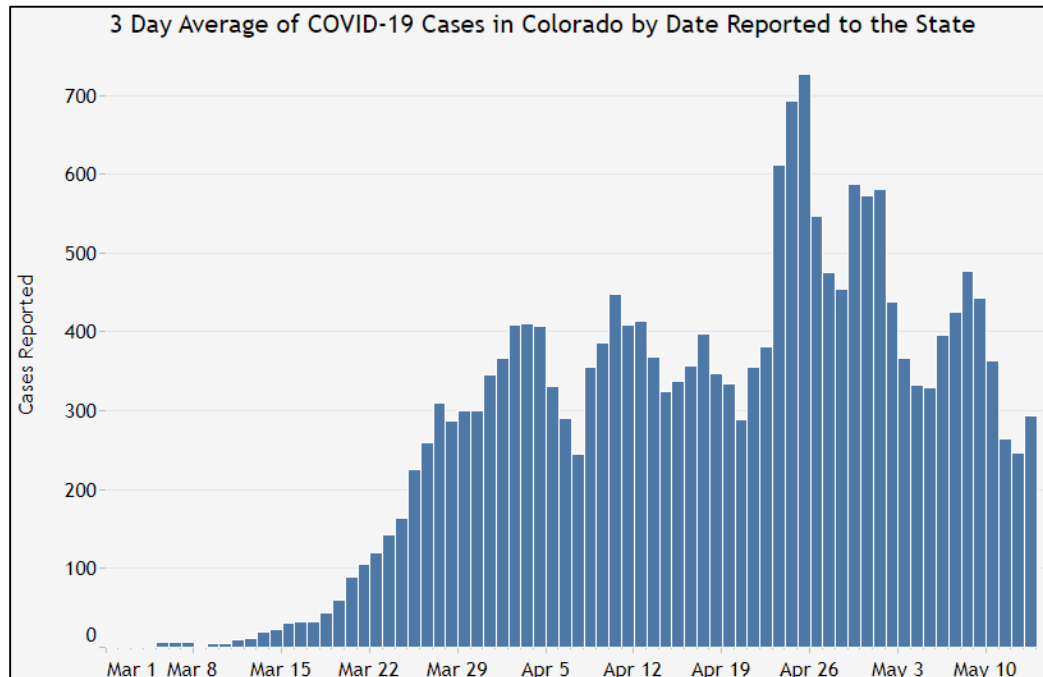
# Improving Number of Covid Patients

- Hospital Census: marked decrease in cases at all sites (lowest numbers since the beginning of April)

Date/Time	UCH-Inpatient total COVID-19+	UCH-Floor COVID-19+	UCH-ICU COVID-19+	UCH-PMR COVID-19+	VA Inpatient total COVID+	DH Inpatient total COVID+
4/30/2020	157	87	58	12	11	66
5/1/2020	148	81	55	12	10	65
5/2/2020	144	79	54	11	9	71
5/3/2020	147	81	55	11	9	71
5/4/2020	138	80	48	10	9	69
5/5/2020	140	82	47	11	9	58
5/6/2020	139	81	46	12	10	58
5/7/2020	138	83	46	9	9	62
5/8/2020	125	77	42	6	9	55
5/9/2020	115	66	42	7	7	58
5/10/2020	116	64	45	7	7	59
5/11/2020	114	62	45	7	7	55
5/12/2020	105	55	41	9	7	59
5/13/2020	108	63	35	10	7	56

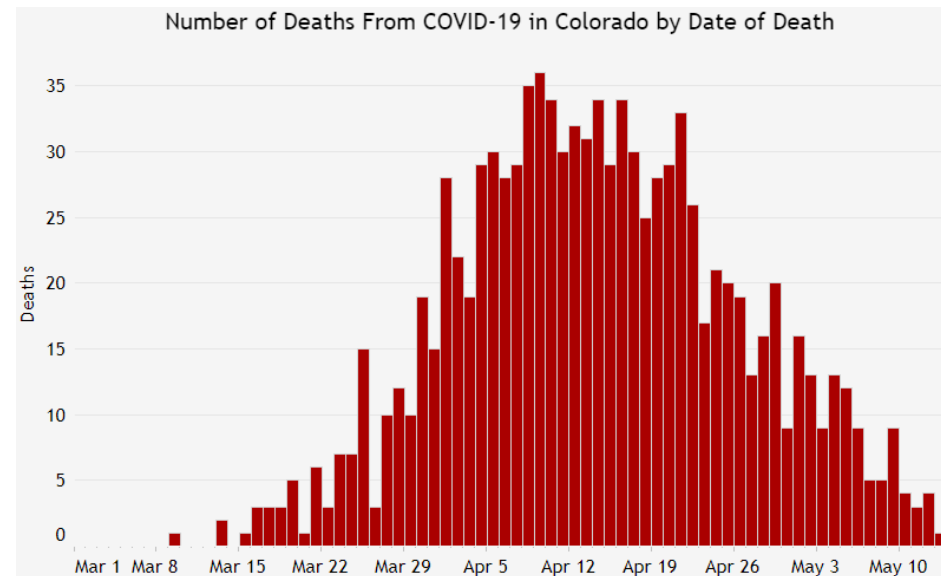
# Improving Number of Covid Patients

- Hospital Census: marked decrease in cases at all sites (lowest numbers since the beginning of April)
- Covid Cases: CDPHE shows a constant number of cases and leveling off of hospital admissions throughout Colorado



# Improving Number of Covid Patients

- Hospital Census: marked decrease in cases at all sites (lowest numbers since the beginning of April)
- Covid Cases: CDPHE shows a constant number of cases and leveling off of hospital admissions throughout Colorado
- Deaths: CDPHE shows marked decrease in deaths in Colorado



# Improving Number of Covid Patients

- Hospital Census: marked decrease in cases at all sites (lowest numbers since the beginning of April)
- Covid Cases: CDPHE shows a constant number of cases and leveling off of hospital admissions throughout Colorado
- Deaths: CDPHE shows marked decrease in deaths in Colorado

	Hospitalized Patients
All cases	688 (580 completed)
Discharged	525 (91%)
Deceased	51 (9%)
Readmitted	22 (4%)

	ICU Patients
All cases	238 (203 completed)
Ventilated	160 (67%)
• Extubation	97 (61%)
• Deceased	34 (21%)

# Next Phase: Recovery Operation

- Phased transition to re-opening (continual state of learning)
- Prioritize health of providers, investigators, and trainees
- Clinical: prioritization of patient populations, PPE, and testing
  - Inpatients with Covid
  - Procedures
  - Virtual vs. face-to-face clinics
- Research: Covid officer, check-in, PPE, and incident tracking
- Education/training: deliberate and protective of students without overburdening the workforce
- Monitored and iterative

## Next Phase: DOM Finances

- FY20: anticipated \$4.3M deficit
  - \$2.2M (50%) divisions with losses from reserves
  - \$0.6M (14%) divisions with profits
  - \$1.6M (36%) DOM quasi endowment
- FY21: anticipated \$2.9M deficit
  - \$1.5M DOM quasi endowment
  - \$1.4M from Divisions (loan / salary reduction)
  - SOM and UCHealth support will likely decrease but we will also likely receive some federal stimulus support

**Primary goal is support faculty, trainees, staff, and academic programs**