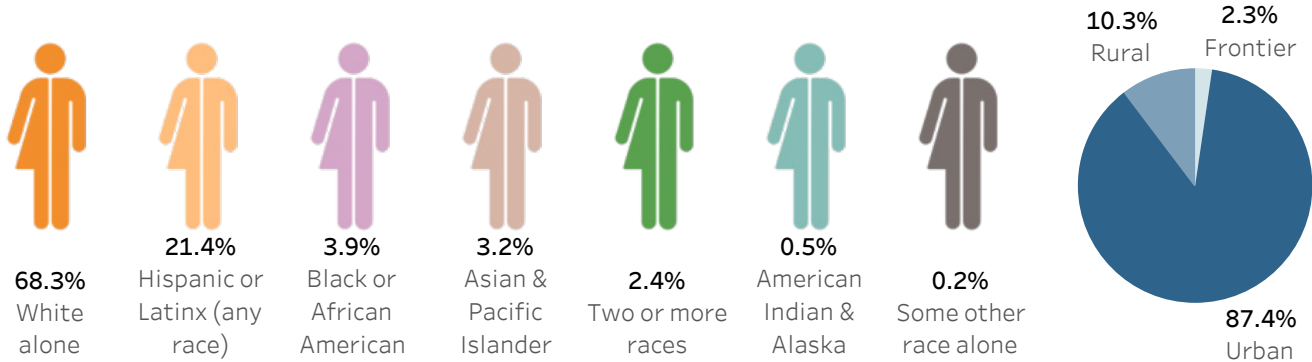


Colorado Catchment Fact Sheet



Demographics

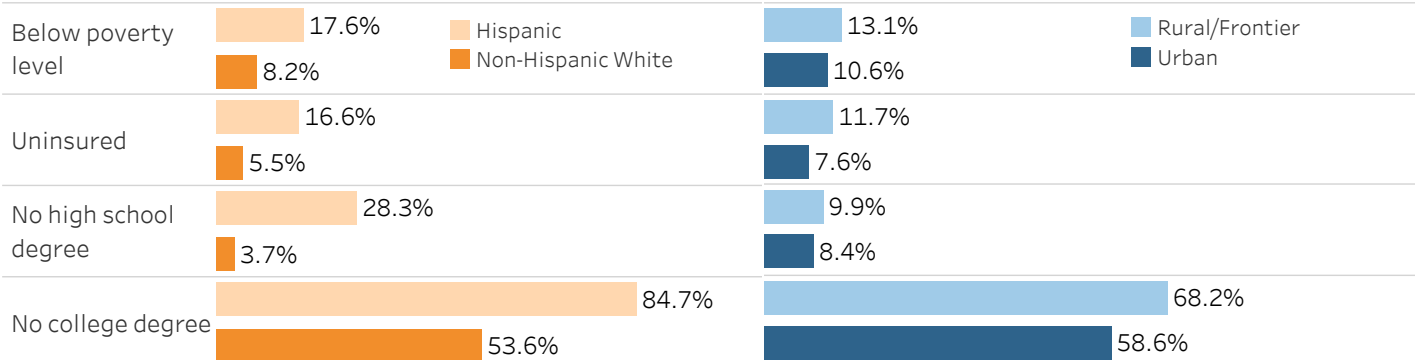
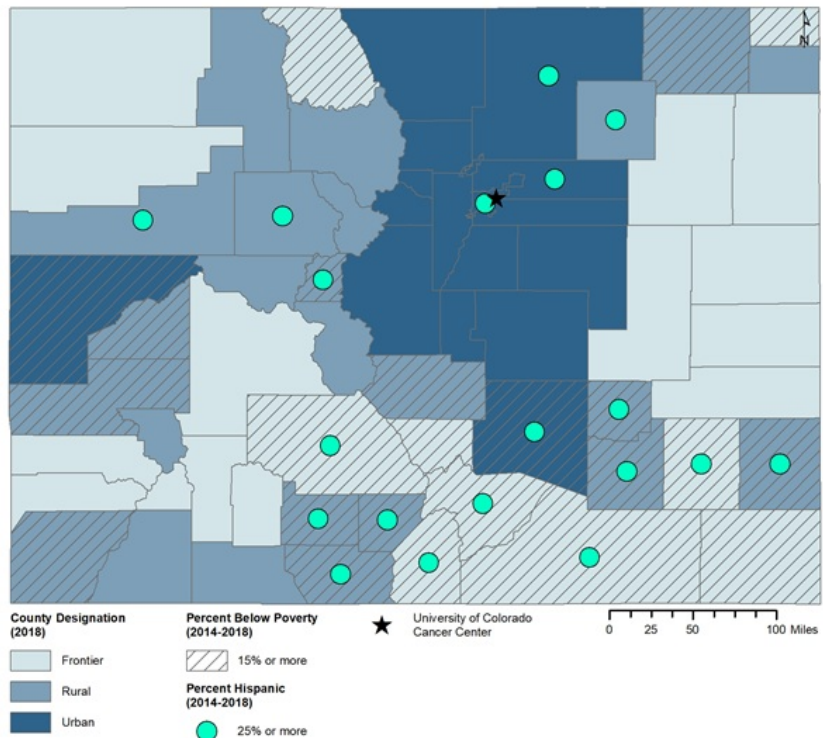
The University of Colorado Cancer Center defines its catchment area as Colorado, providing outreach and care to individuals statewide. Colorado demographics and socioeconomic factors are shown below.



Colorado is 21.4% Hispanic/Latinx (of any race). 12.6% of residents live in Rural or Frontier counties.

The map (right) shows rural/urban counties overlaid with areas of 15%+ living below poverty level and areas of 25%+ Hispanic ethnicity.

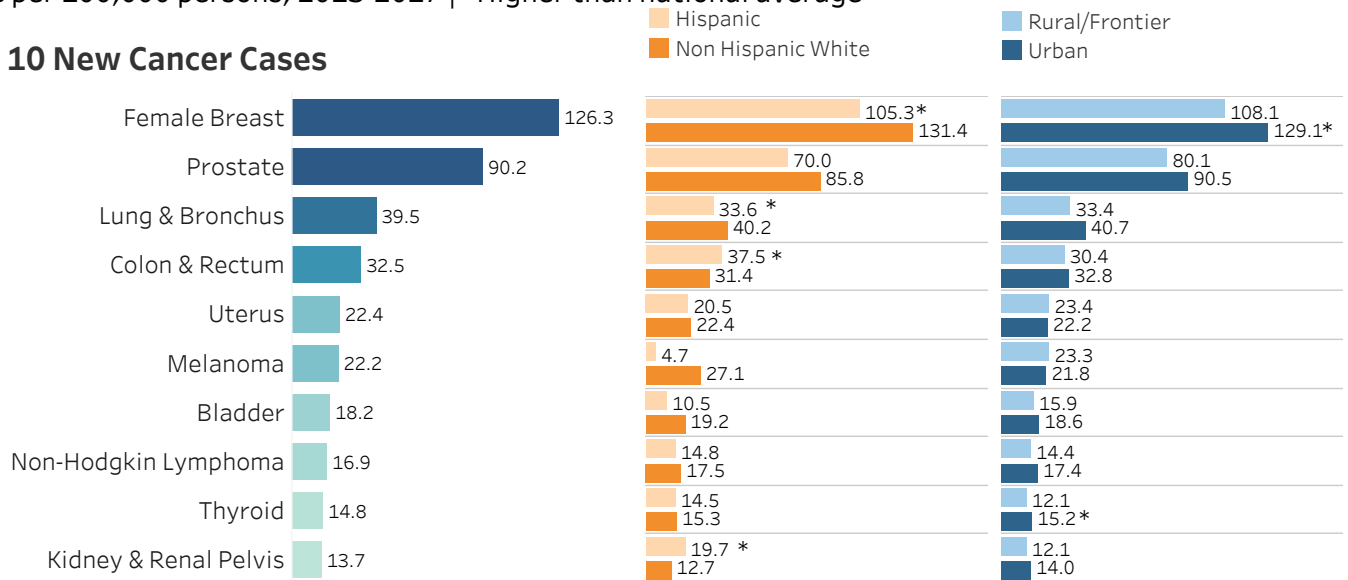
The graphs below show that Hispanic/Latinx Coloradans have higher rates of poverty, lower rates of insurance coverage, and lower rates of high school and college degrees compared with non-Hispanic white Coloradans. Disparities in poverty, insurance, and education are also seen in comparison of rural/frontier with urban Coloradans.



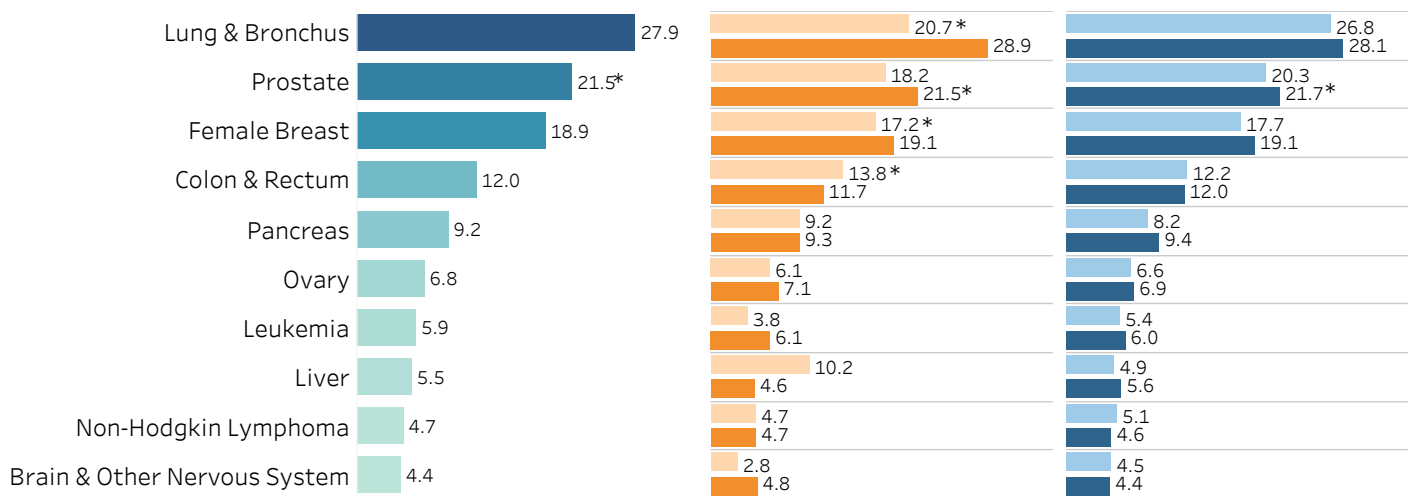
Cancer Burden in Colorado

Rate per 100,000 persons, 2013-2017 | *Higher than national average

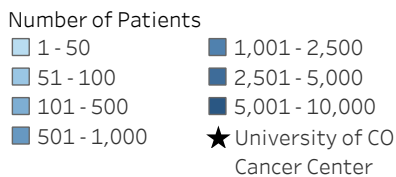
Top 10 New Cancer Cases



Top 10 Cancer Deaths



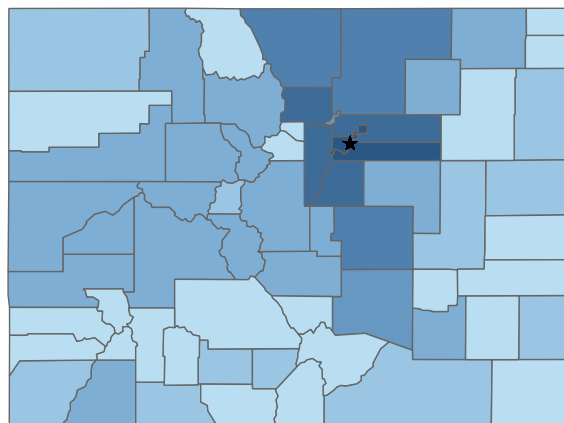
Oncology patients seen at University of Colorado Cancer Center (FY15-20)



Patient Characteristics

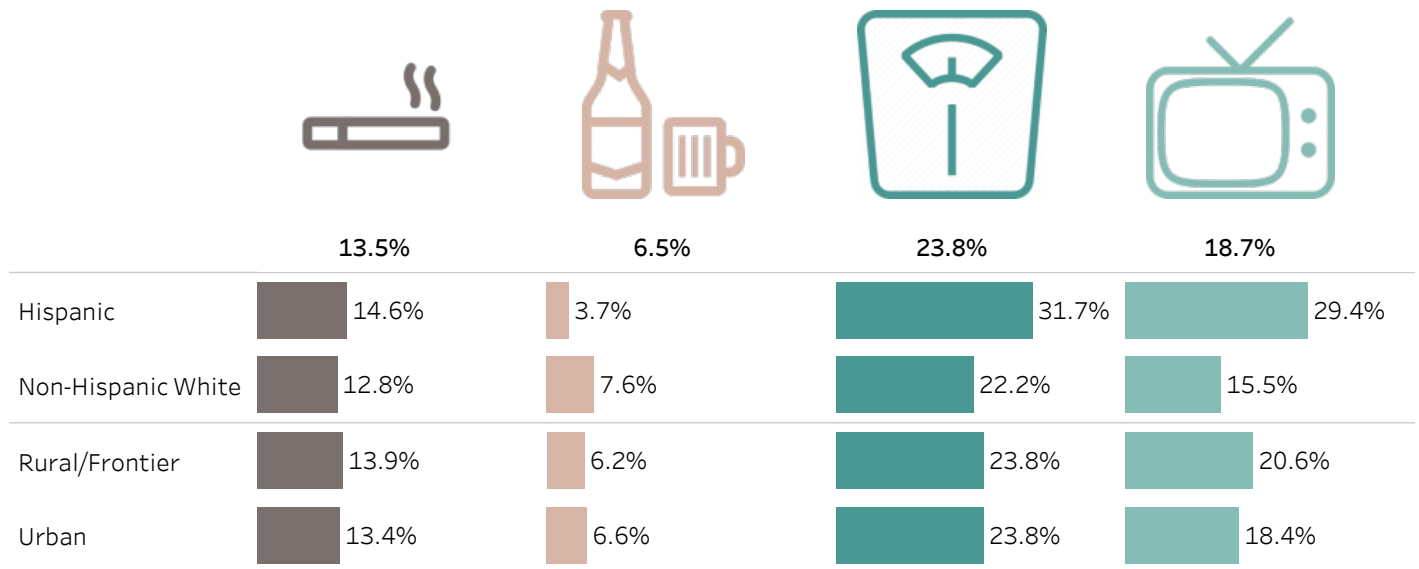


- 80.5% Urban Colorado
- 8.6% Rural Colorado
- 10.9% Out of State
- 7.9% Hispanic
- 88.3% Non-Hispanic
- 3.8% Unknown Ethnicity



The University of Colorado Cancer Center sees oncology patients from every county in Colorado as well as from neighboring states. The majority of patients come from the Denver Metro and Front Range, but those that don't are traveling great distances to receive care.

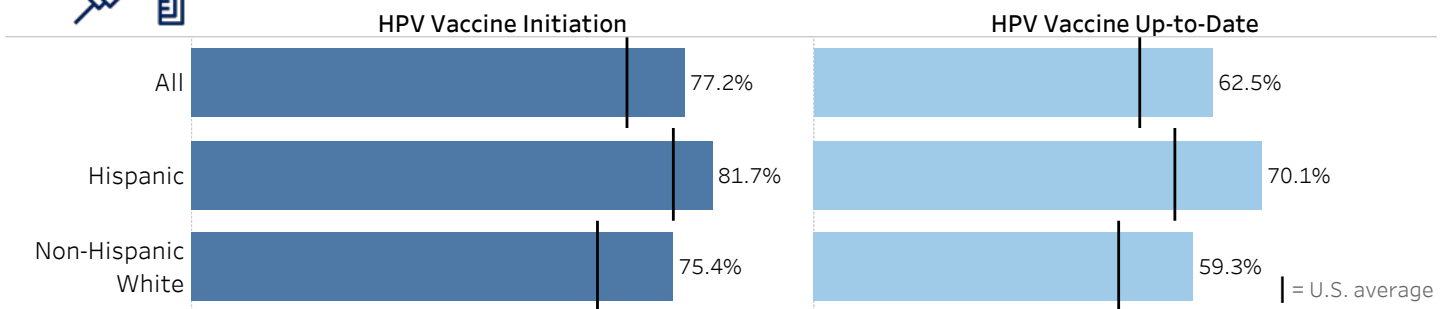
Behavioral Risk Factors



HPV Vaccination



Colorado teens are higher than the national average in percent receiving a first HPV vaccine and percent up-to-date on HPV vaccination



Cancer Screening

Percent of Coloradans up-to-date with recommendations for:



68.9%

Colorectal Cancer Screening



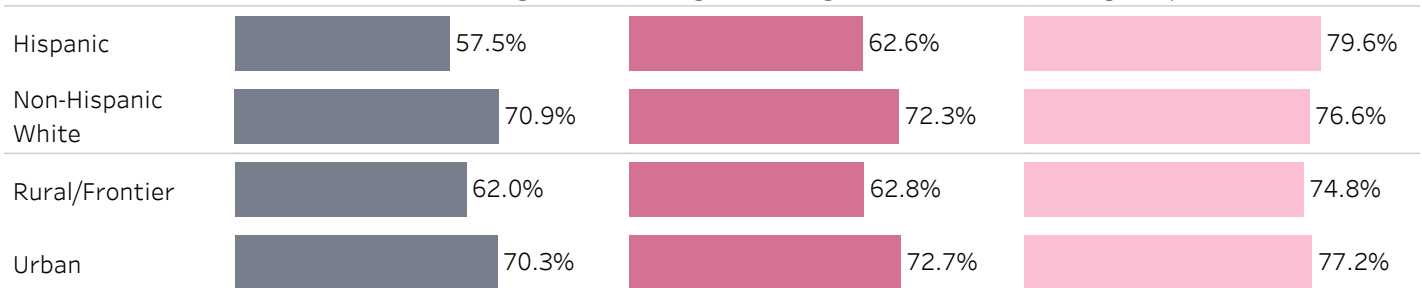
71.2%

having a Mammogram



76.7%

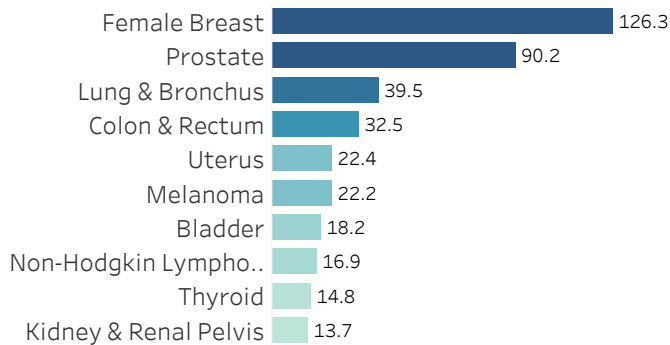
having a Pap Test



University of Colorado Cancer Center Programs

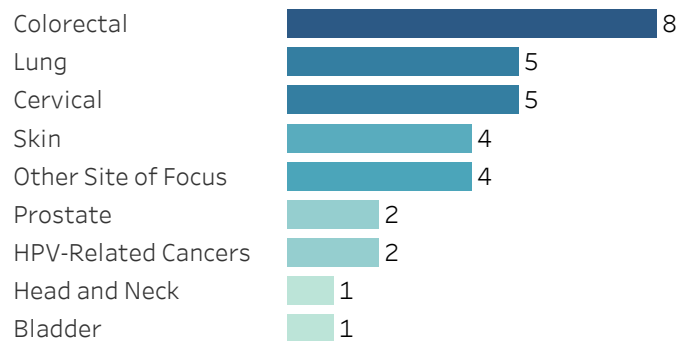
Top 10 New Cancer Cases

Incidence rate per 100,000 persons

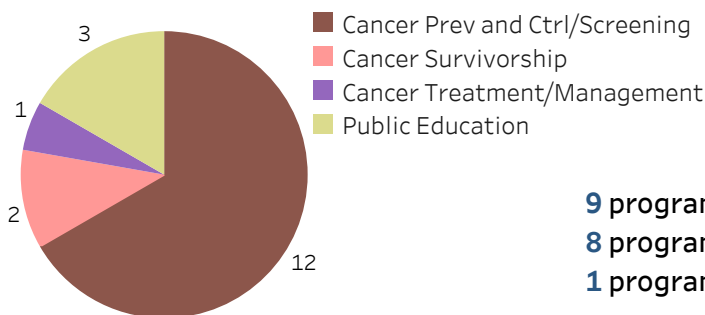


Programs by Cancer Site of Focus

Programs may address more than one area



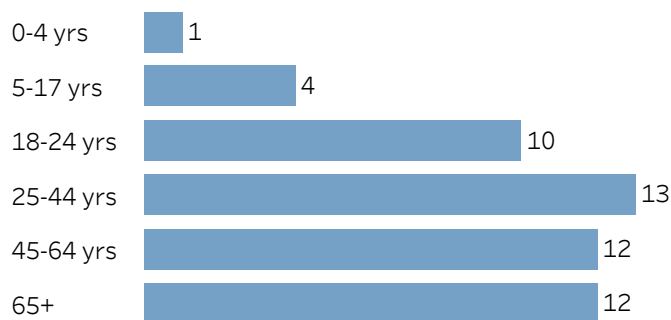
Programs by Primary Focus Area



9 programs primarily provided services
8 programs primarily conducted research
1 program provided both

Who is reached by these programs?

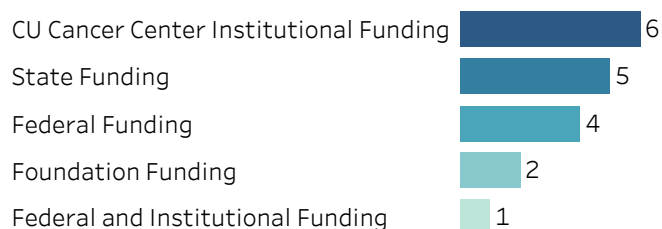
Programs may reach multiple populations



12 programs serve the insured
8 serve the uninsured
6 don't know the insurance status of participants

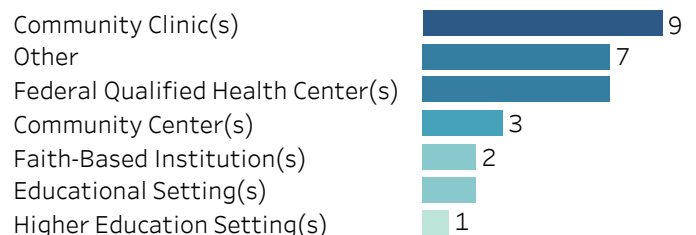
Funding Sources

\$4.6m in total awards (FY19-20)



Where are programs implemented?

Programs may be implemented in more than one setting



Sources

Rural/Urban Designations: Colorado Rural Health Center County Designations (2018).

Sociodemographic Characteristics: American Community Survey 5-Year Estimates (2014-2018).

Cancer Incidence: U.S. Cancer Statistics (2013-2017).

Note: The public use database excludes cases identified only through death certificate or autopsy reports.

Cancer Mortality: National Center for Health Statistics (2013-2017).

CU Cancer Center Patients: Health Data Compass, University of Colorado Anschutz Medical Campus (FY15-20).

Behavioral Risk Factors (ages 18+): Behavioral Risk Factor Surveillance System (2019).

Cancer Screening (ages as noted below): Behavioral Risk Factor Surveillance System (2018).

Definitions: Current Smoker (smokes cigarettes on some/all days); Heavy Drinker (>2 drinks/day for males and >1 drink/day for females); Obese (BMI \geq 30); Physically Inactive (no physical activity/exercise outside of job during past 30 days); Mammogram (females ages 50-74 with mammogram in past 2 years); Pap Test (females ages 21-65 with pap test in past 3 years); Colorectal Cancer Screening (adults ages 50-75 with FOBT in past year, or a sigmoidoscopy in past 5 years and a FOBT in past 3 years, or a colonoscopy in past 10 years).

HPV Vaccination (ages 13-17): National Immunization Survey - Teen (2018).

Definitions: HPV Vaccine Initiation (1+ doses); HPV Vaccine Up-to-Date: (\geq 3 doses, or 2 doses when the first HPV vaccine dose was initiated at age <15 years and with at least 5 months minus 4 days between the first and second dose).

University of Colorado Cancer Center Programs: University of Colorado Office of Community Outreach and Engagement Catchment Survey (Aug 2020).