



## BACKGROUND

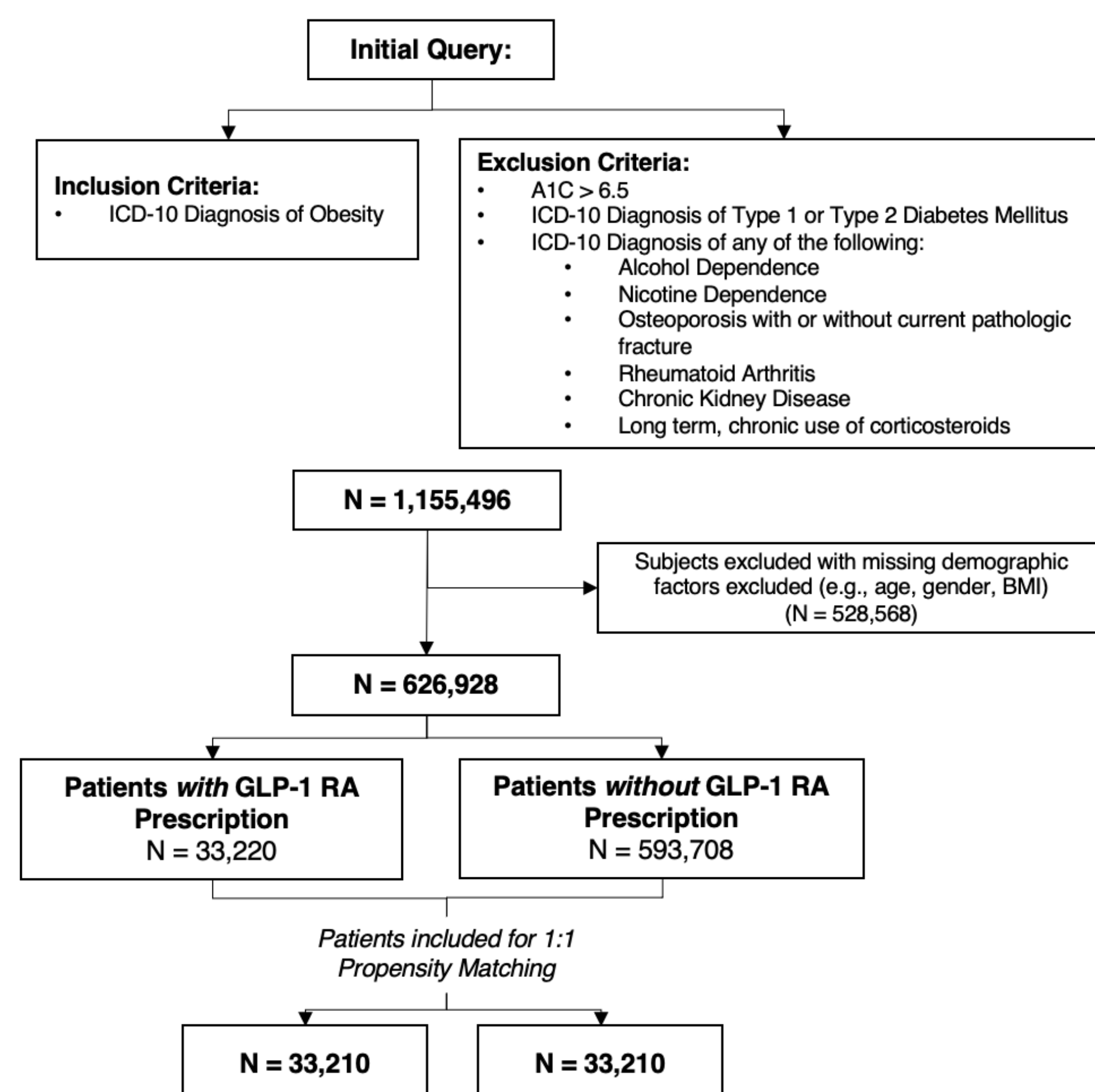
- GLP-1 receptor agonists (GLP-1 RA) promote insulin secretion and satiety and are prescribed to improve glycemic control in patients with type 2 diabetes mellitus (T2DM).
- GLP-1 RAs, such as dulaglutide (Trulicity), exenatide (Byetta), liraglutide (Victoza), and semaglutide (Ozempic), also have potential to promote weight loss.
- GLP-1 RAs in patients with diabetes have shown variable results related to fracture risk, including evidence of both an increase and decrease risk of fracture while taking GLP-1 RAs<sup>1,2</sup>.
- The effect of GLP-1 RAs on bone health in patients without T2DM has not been studied.

## PURPOSE

The purpose of this study was to assess fracture risk in obese patients without diabetes following their use of GLP-1 RAs.

## METHODS

- A retrospective case-control study was conducted using deidentified data from the TriNetX database. Patients were included based on the ICD-10 diagnosis of obesity between 2018-2022. Patients were excluded based on ICD-10 diagnosis of type 1 or type 2 diabetes mellitus, A1c > 6.5 and ICD-10 diagnosis of conditions that would increase the risk of fragility fracture<sup>3</sup>
- Multiple GLP-1 RAs were included (semaglutide, liraglutide, exenatide, dulaglutide, tirzepatide, and lixisenatide).
- Propensity score matching was performed for two groups of 33,210 patients per group.
- The primary outcome was fracture instance indicated by ICD-10 diagnosis code (S02 – S92) within 1 year of GLP-1 RA prescription.
- Risk and odds ratio with 95% CI's were estimated using multiple logistic regression to account for covariate variability.



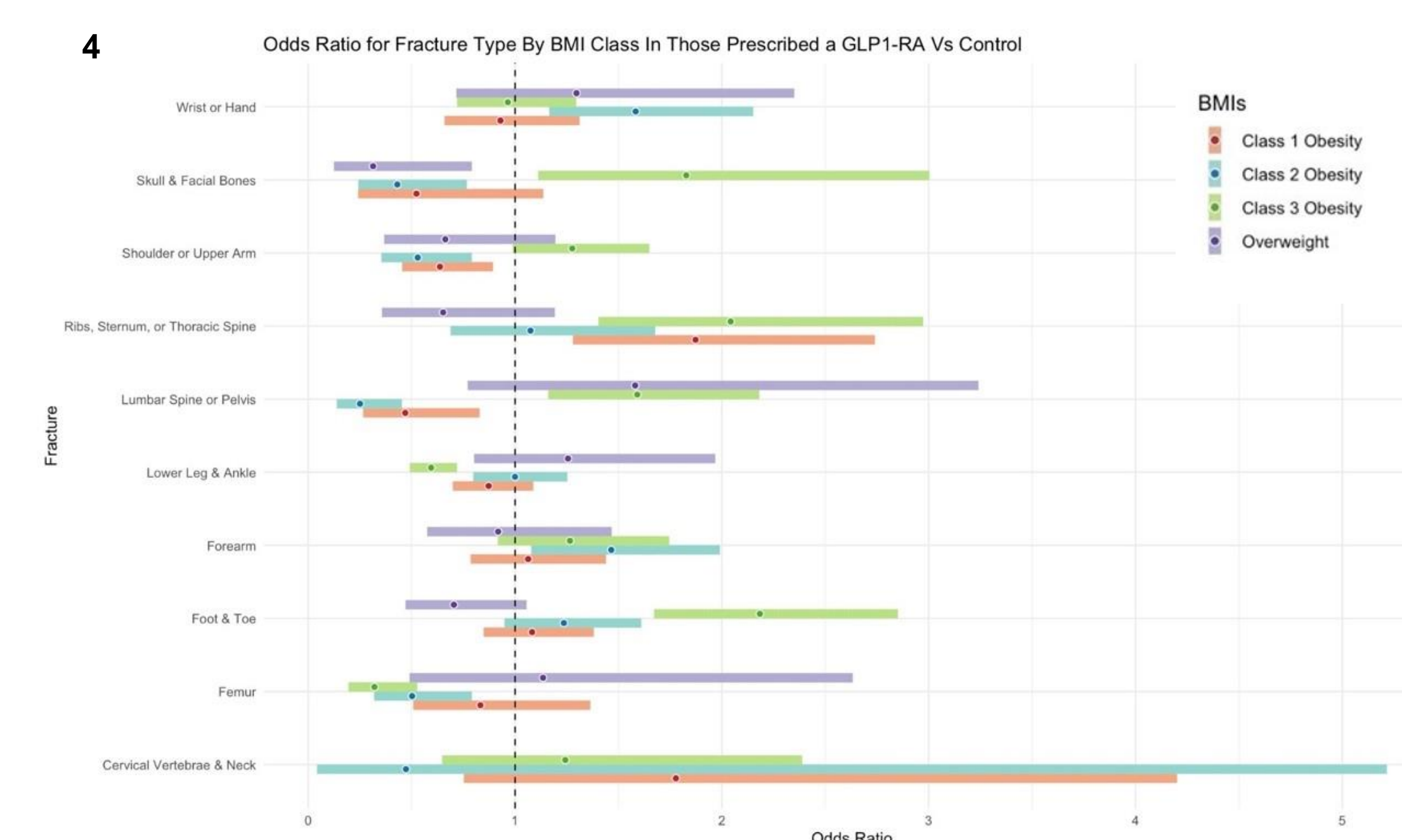
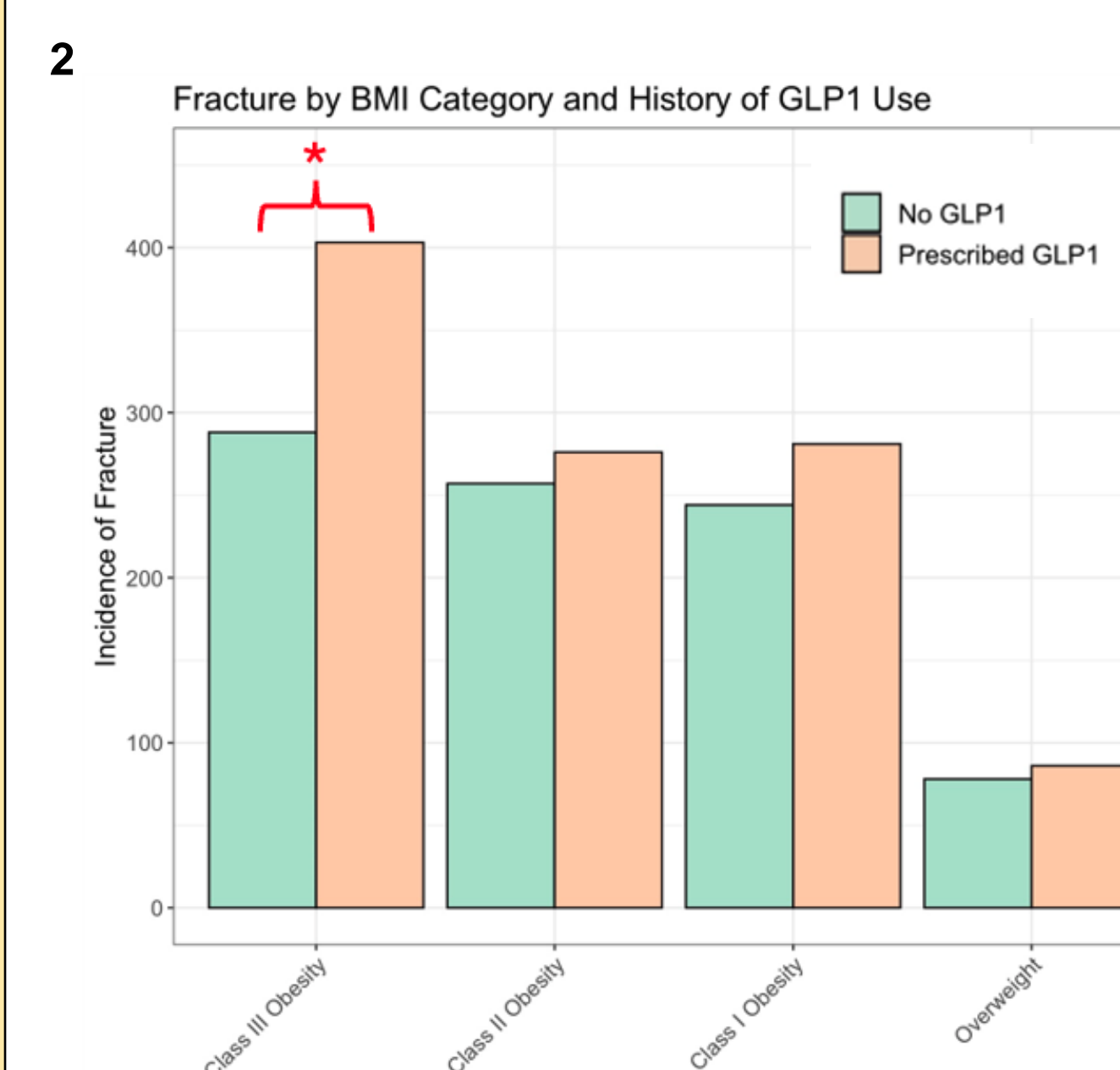
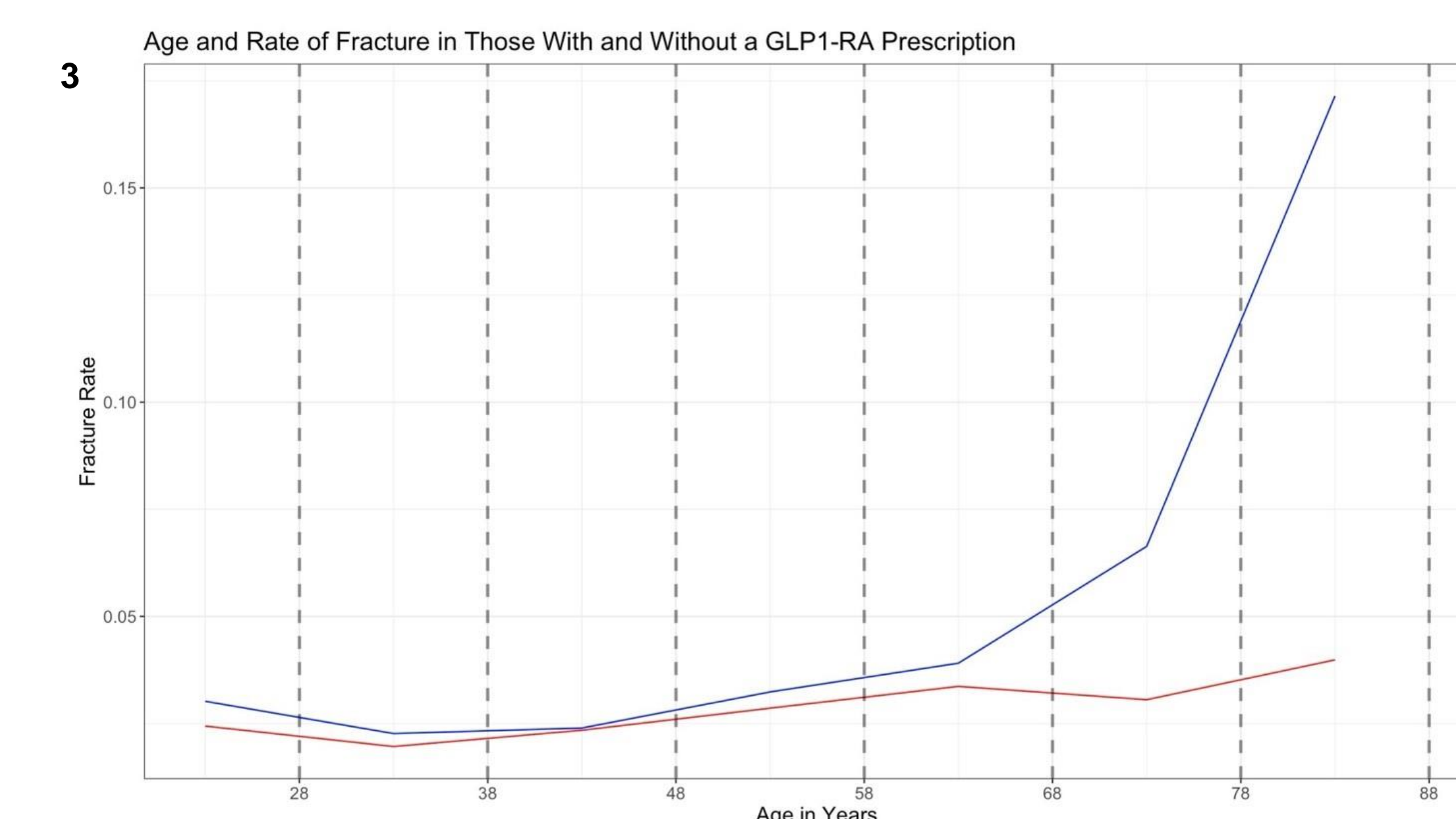
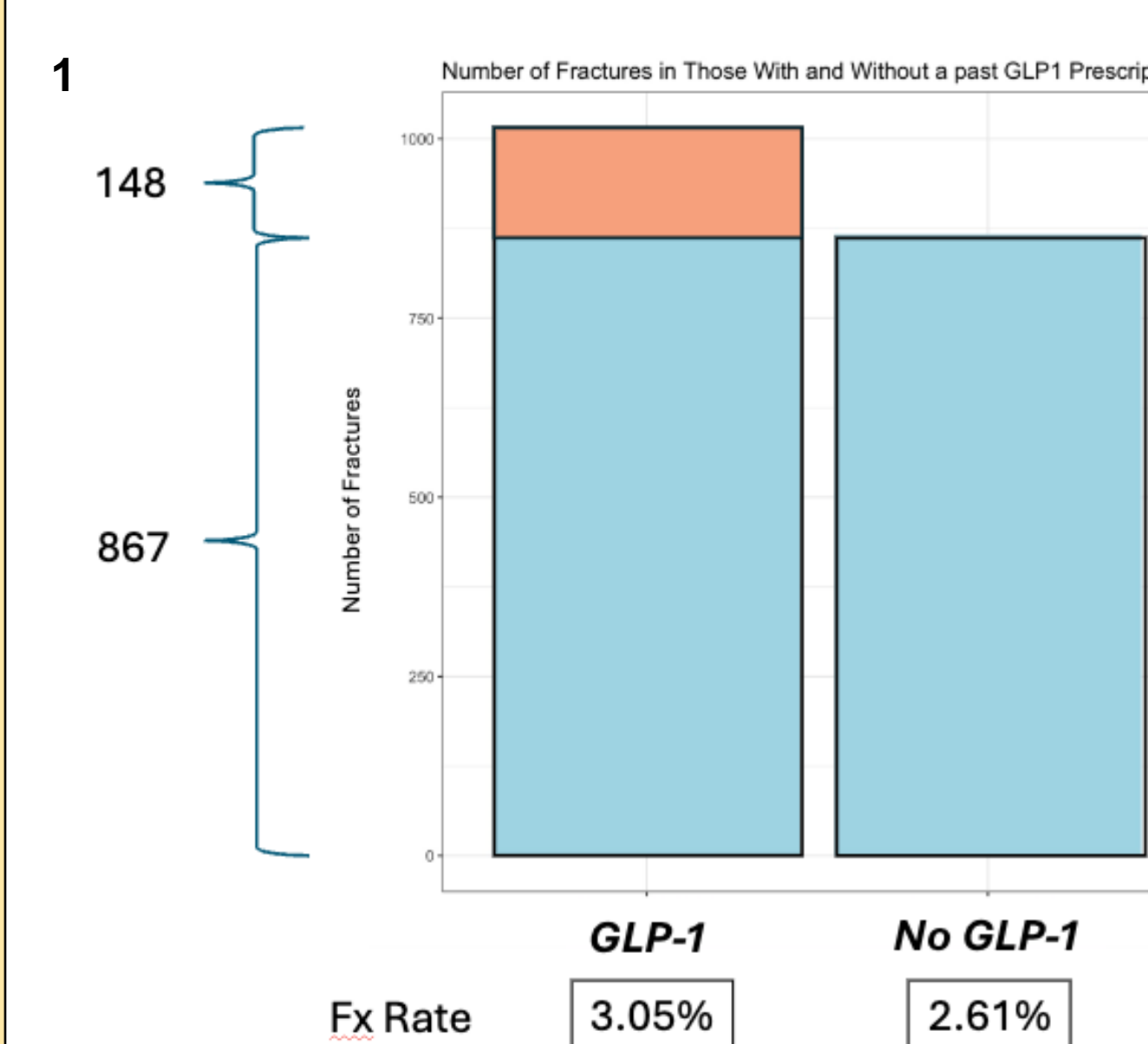
3: Obesity (ICD-10-CM-E66, ICD-10-CM-E66.3, ICD-10-CM-E66.8, ICD-10-CM-E66.9), Diabetes Mellitus (ICD-10-CM-E08, ICD-10-CM-E09, ICD-10-CM-E10, ICD-10-CM-E11, ICD-10-CM-E12, ICD-10-CM-E13), Osteoporosis with or without current pathological fracture (ICD-10-CM-M80, ICD-10-CM-M81), Chronic Kidney Disease (ICD-10-CM-N18), Rheumatoid Arthritis (ICD-10-CM-M05.9, ICD-10-CM-M06.0, ICD-10-CM-M06.9), Nicotine Dependence (ICD-10-CM-F17), Alcohol Abuse (ICD-10-CM-F10.1, ICD-10-CM-F10.2), Long term (current) use of systemic steroids (ICD-10-CM-Z79.52)

## REFERENCES

- Cai, T.A.-O., et al., Effects of GLP-1 Receptor Agonists on Bone Mineral Density in Patients with Type 2 Diabetes Mellitus: A 52-Week Clinical Study. (2314-6141).
- Cheng, L., et al., Glucagon-like peptide-1 receptor agonists and risk of bone fracture in patients with type 2 diabetes: A meta-analysis of randomized controlled trials. (1520-7560)

## RESULTS

- Fracture risk was significantly increased in patients with obesity without diabetes who were prescribed a GLP-1 RA (3.05%) compared to patients who were not (2.61%) (OR 1.19 CI [1.09, 1.31]; RR 1.09 CI [1.04, 1.14]) (Fig. 1)
- There was a significant increase in fracture risk in the GLP-1 RA group with a BMI >40 compared to those of the same BMI not prescribed GLP-1 RA (OR 1.26 CI[1.04, 1.52]) (Fig. 2)
- There was a significant increase in fracture odds in those older than 67 years, which included those ages, 68-77 (OR 2.25 CI[1.62, 3.13]) and 78-88 (OR 4.99 CI[2.68, 9.26]) compared to those who were not prescribed a GLP-1 RA. (Fig 3)
- Subjects with BMI >40 with a GLP-1 RA prescription had the most significant change in fracture location when compared to control, including foot or toe (OR 2.18 CI[1.67, 2.85]), lumbar spine or pelvis (OR 1.60 CI[1.16, 2.18]), ribs, sternum, or thoracic spine (OR 2.04 CI[1.40, 2.97]), and skull or facial bones (OR 1.83 CI[1.11, 3.00]) (Fig. 4)
- There was no significant difference in type of GLP-1 RA



## CONCLUSION

- GLP-1 RAs are associated with an increased fracture risk in obese patients without diabetes, specifically those with BMI >40 and age >68.
- GLP-1 RA associated weight loss may increase the risk of fracture due to associated muscle loss and trabecular bone loss from the decreased mechanical load on bone.
- Limitations include inability to determine amount of weight lost, the dosage of the GLP-1 RA, the duration of treatment, or the adherence by the patient.
- A large, prospective study exploring the risk of fractures following utilization of GLP-1 RAs that accounts for amount of weight loss, specific time on therapy as well as specific dosage would be useful.