

Project Management

Introduction to Miro



Institute for Healthcare Quality,
Safety and Efficiency

SCHOOL OF MEDICINE

UNIVERSITY OF COLORADO ANSCHUTZ MEDICAL CAMPUS

Tool: Miro

A Tool for Shared Work

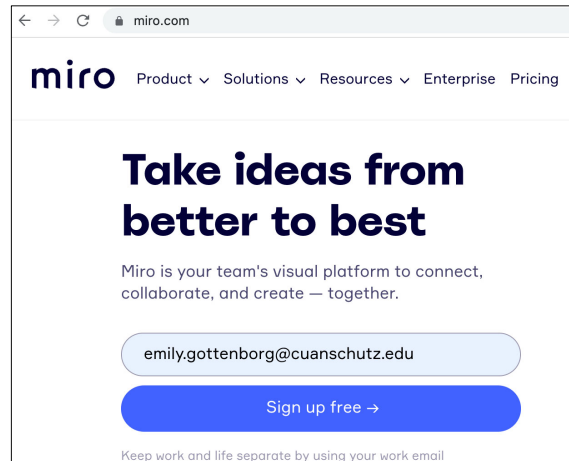
Obtain access to Improvement Templates



Project tracking and management

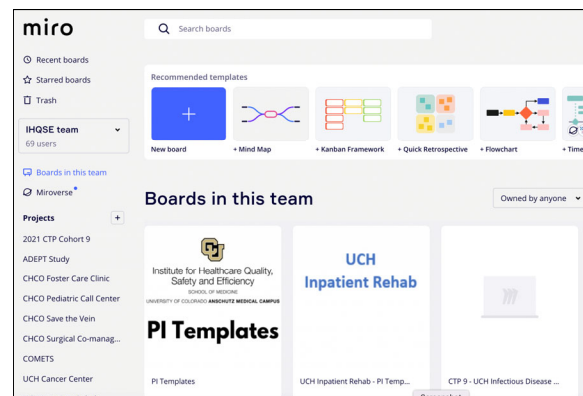


Step 1: Create a free account



Step 2: Create a Board

One team member create a board
Label it with your Project Name



Step 3: Gain access to templates

Invite the IHQSE to your Miro Board -

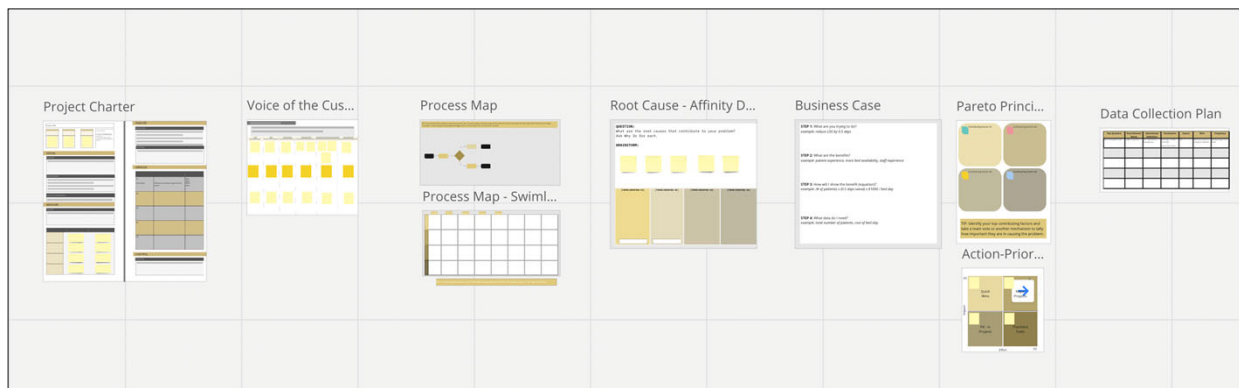
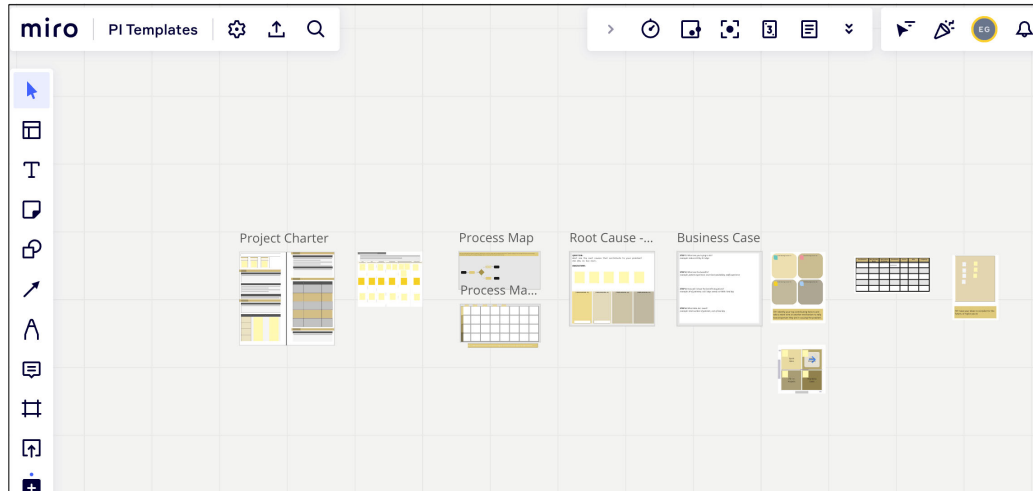
ihqse@cuanschutz.edu

Step 4: Familiarize with Miro

miro | ACADEMY

Getting started with Miro
Miro 101: Content creation

Step 5: Familiarize with IA Templates



Project Charter

Project Charter

Project Title:

DEFINE

ANALYZE

IMPROVE

INTERVENTION TARGET	INTERVENTION IDEA	IMPLEMENTATION PLAN/ENIG
#1	Root Cause	What are you doing to target the root cause?
#2		
#3		
#4		
#5		

CONTROL