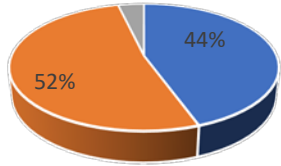


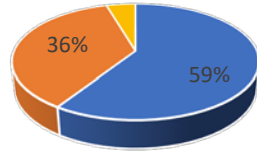
Coping for Kids Program Increased Comfort Asking about Children Affected by Serious Illness or Death of a Loved Adult

SW Baseline:
Comfort Asking



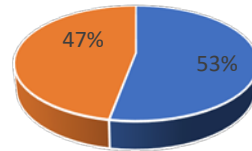
- very comfortable
- somewhat comfortable
- not sure
- somewhat uncomfortable
- very uncomfortable

SW 1 mo Follow-up:
Comfort Asking



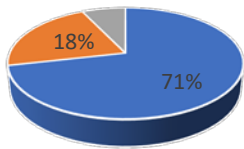
- very comfortable
- somewhat comfortable
- not sure
- somewhat uncomfortable
- very uncomfortable

SW 5 mo Follow-up:
Comfort Asking



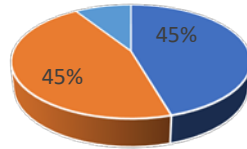
- very comfortable
- somewhat comfortable
- not sure
- somewhat uncomfortable
- very uncomfortable

PC Team Baseline:
Comfort Asking



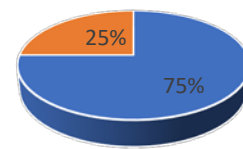
- very comfortable
- somewhat comfortable
- not sure
- somewhat uncomfortable
- very uncomfortable

PCT 1 mo Follow-up:
Comfort Asking



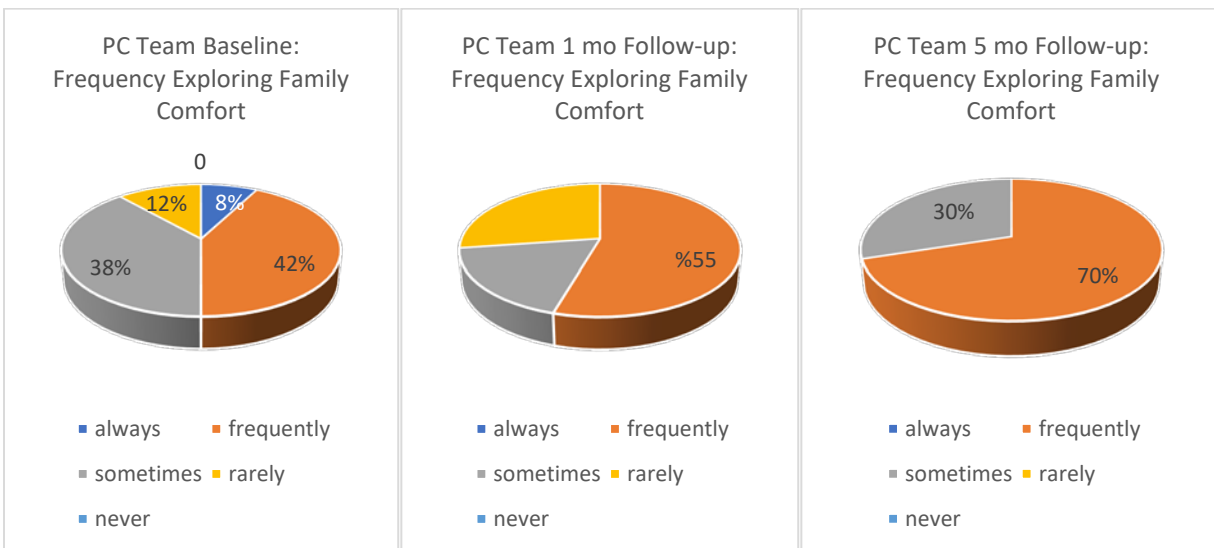
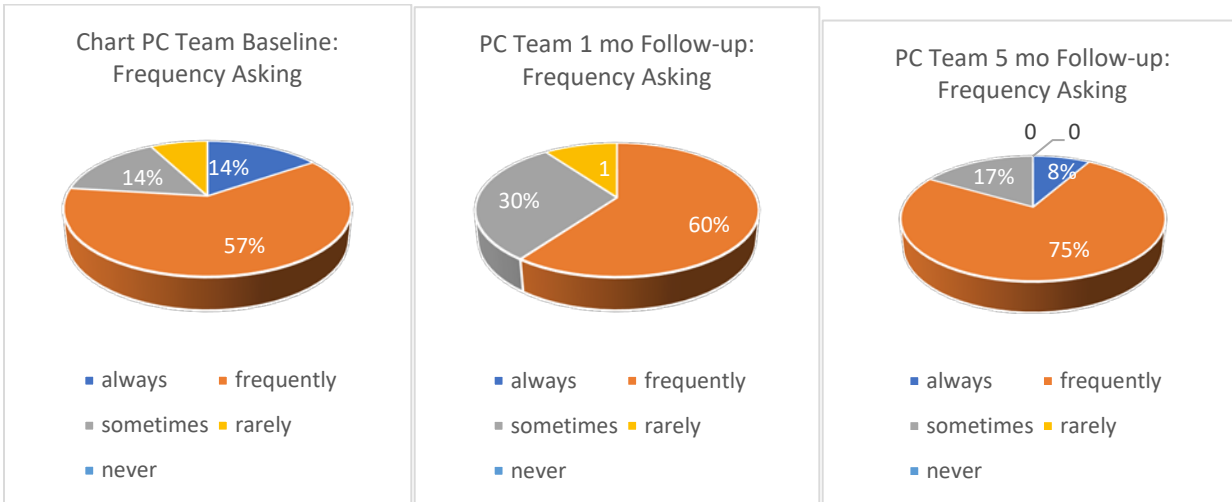
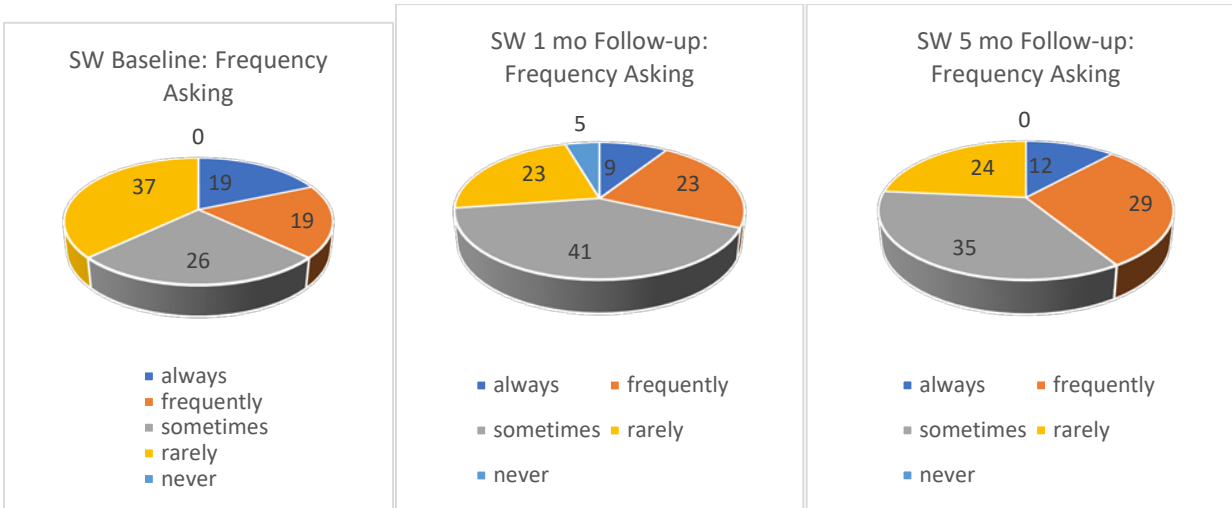
- very comfortable
- somewhat comfortable
- not sure
- somewhat uncomfortable
- very uncomfortable

PCT 5 mo Follow-up:
Comfort Asking

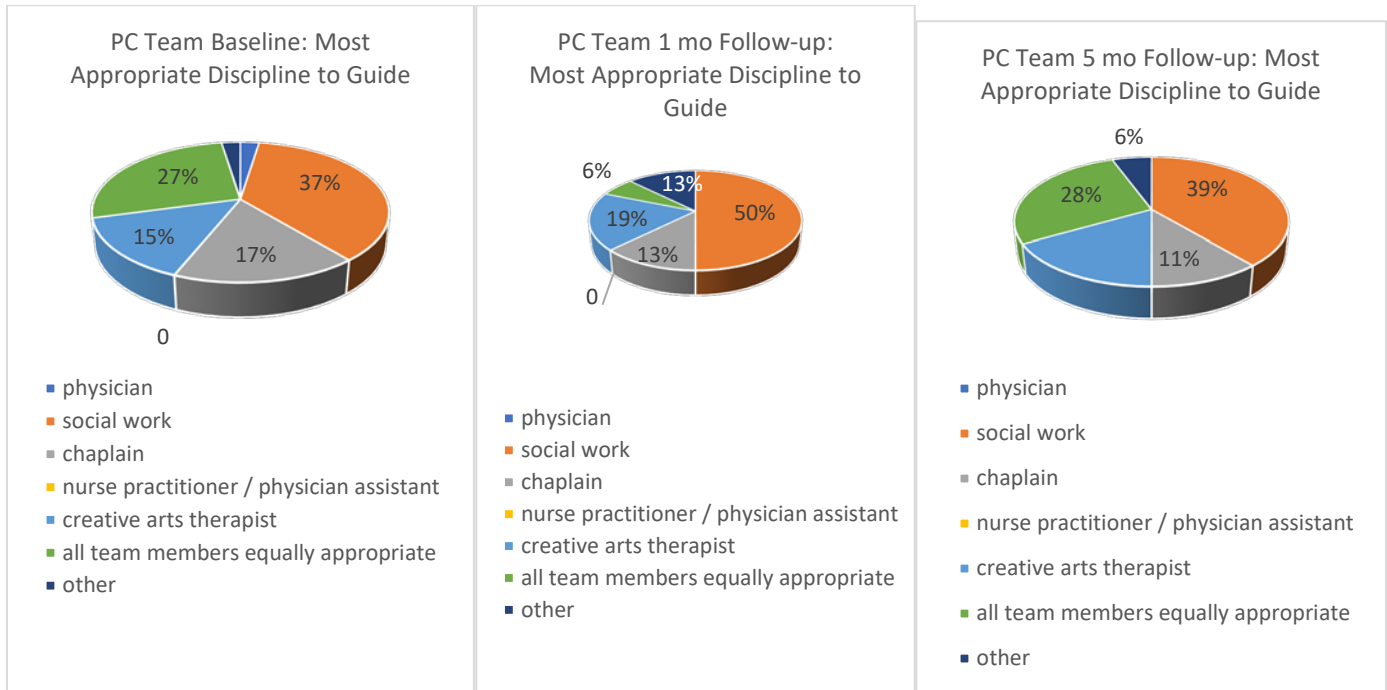


- very comfortable
- somewhat comfortable
- not sure
- somewhat uncomfortable
- very uncomfortable

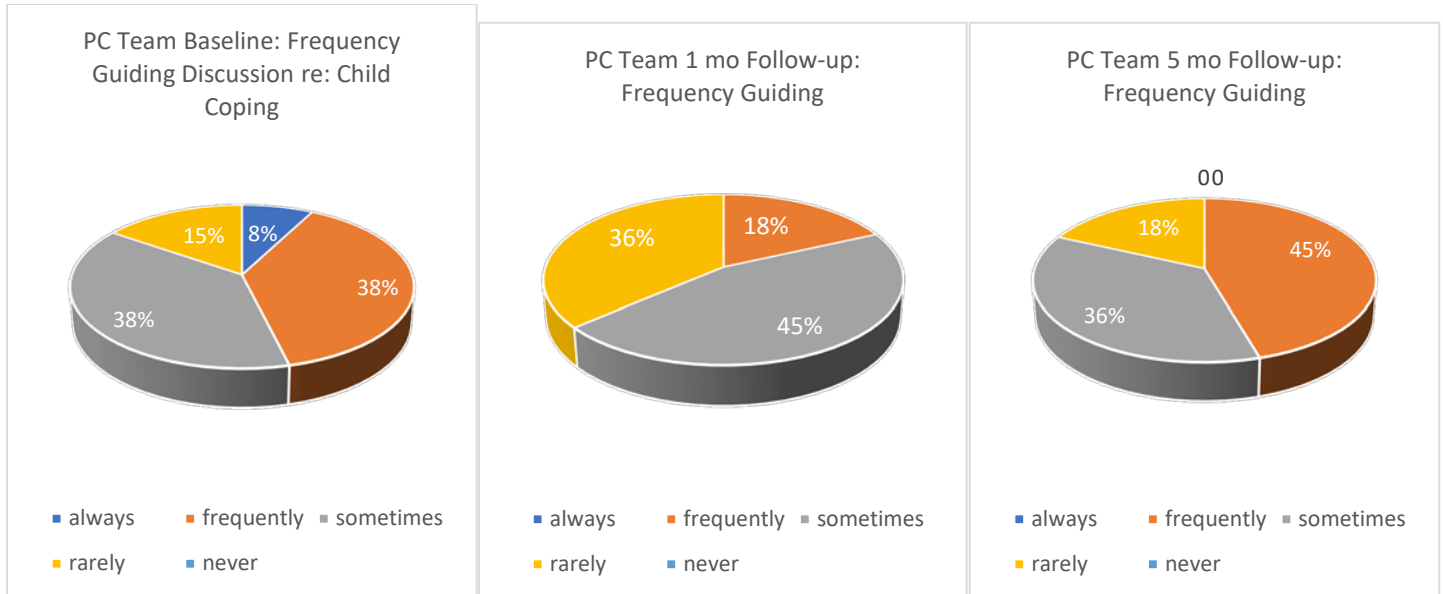
Program Increased Frequency Asking about Children Affected by Serious Illness or Death of a Loved Adult



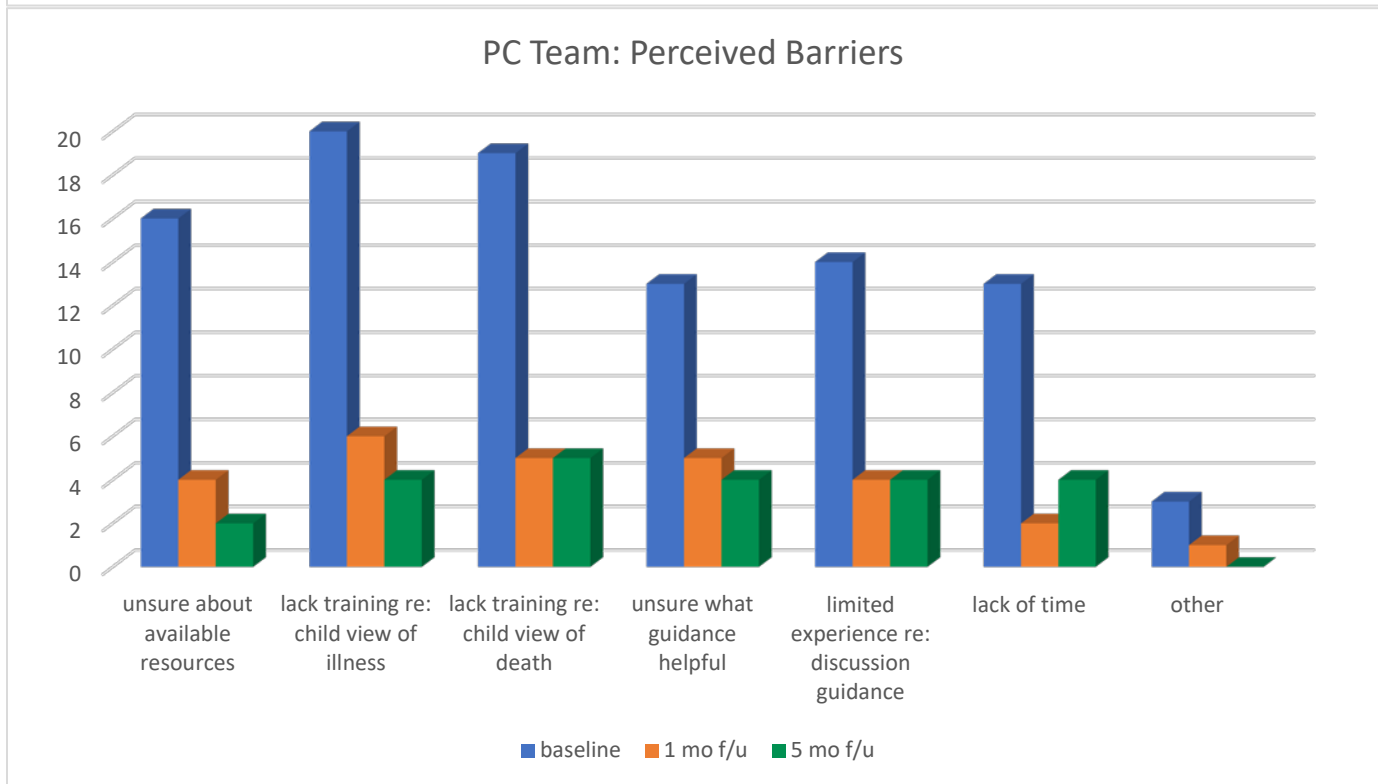
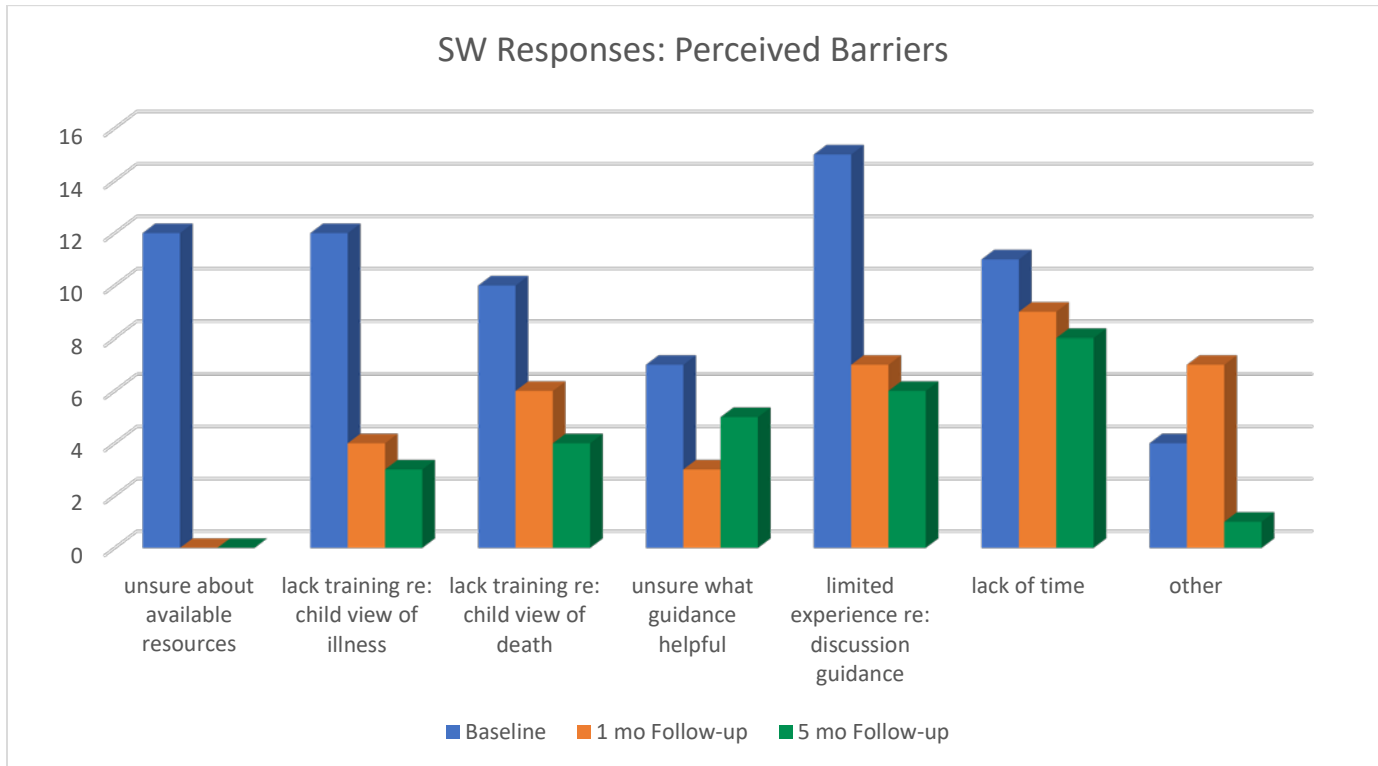
Program Changed Perceptions about which Discipline is Most Appropriate to Inquire about Children



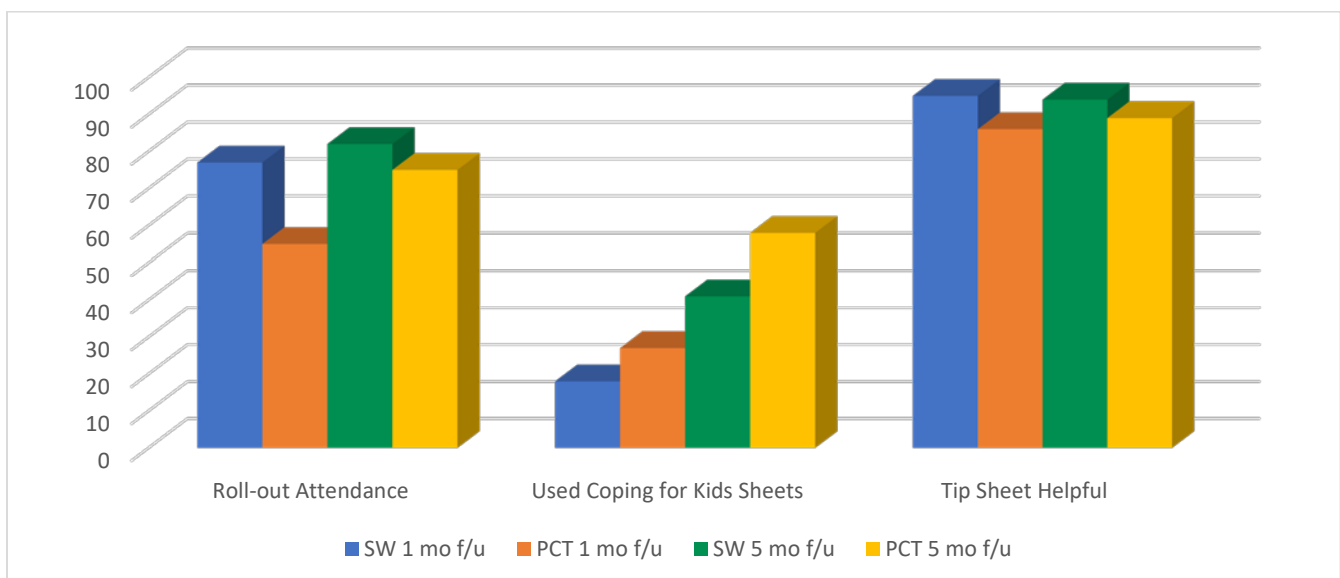
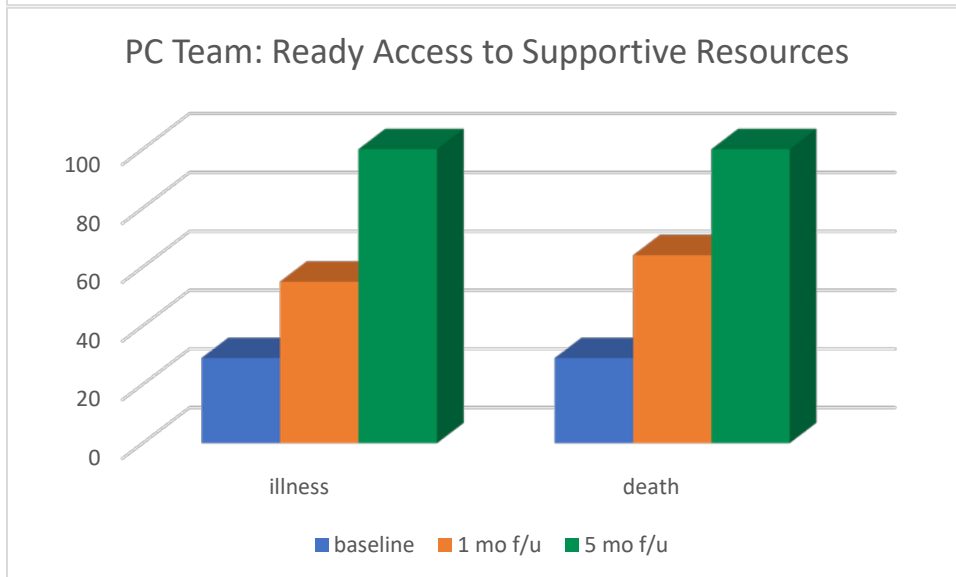
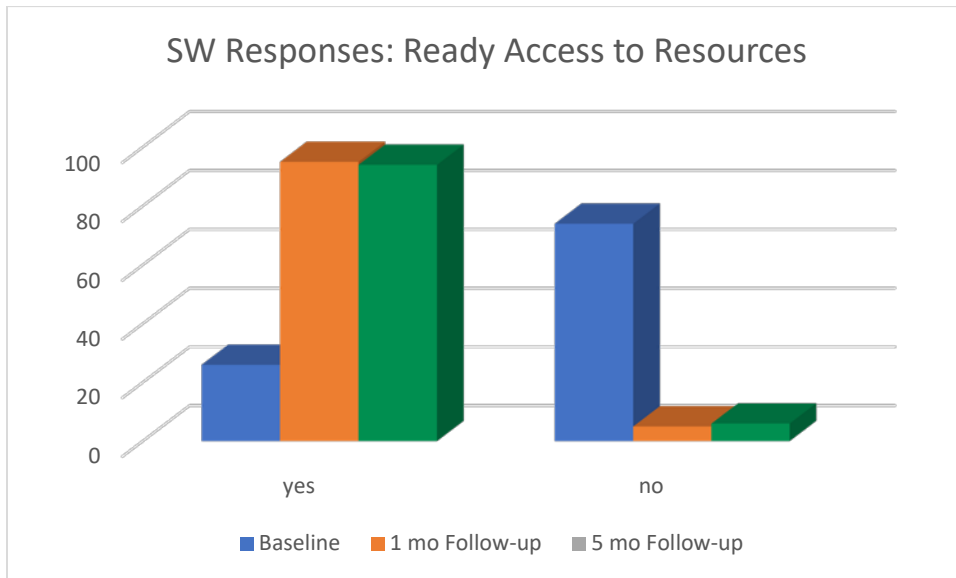
Program Increased Frequency PCT Guided Families about Supporting Affected Children



Program Reduced Identified Barriers to Recognizing and Supporting Children Affected by Serious Illness or Death of a Loved Adult



Program Increased Ready Access to Resources and is Helpful to Team Members



Resource Distribution During 1st 6 months of Program

50 books given to families

19 grief packets and associated age-appropriate packets given to families

61 serious illness packets and age-appropriate packets given to families

Note: Number of PCT consults and patients seen by inpatient social work with affected children not effectively tracked

Supplementary Data Tables

SW Survey Responses

| | | Baseline: N=27 response (%) | | 1 mo f/u: N=22 responses (%) | | 6 mo f/u: N=17 response (%) | |
|---|---|--------------------------------|----|---------------------------------|----|--------------------------------|----|
| Social Work Experience | 2 yrs or less | 8 | 30 | 7 | 32 | 4 | 24 |
| | 3-5 yrs | 7 | 26 | 4 | 18 | 6 | 35 |
| | 6-10 yrs | 3 | 11 | 3 | 14 | 4 | 24 |
| | over 10 years | 9 | 33 | 8 | 36 | 3 | 18 |
| Pediatric Experience | yes | 9 | 33 | 7 | 32 | 8 | 47 |
| | no | 18 | 67 | 15 | 68 | 9 | 53 |
| ICU Experience | yes | 18 | 67 | 17 | 77 | 14 | 82 |
| | no | 9 | 33 | 5 | 23 | 3 | 18 |
| Comfort asking about affected children | very comfortable | 12 | 44 | 13 | 59 | 9 | 53 |
| | somewhat comfortable | 14 | 52 | 8 | 36 | 8 | 47 |
| | not sure | 1 | 4 | 0 | 0 | 0 | 0 |
| | somewhat uncomfortable | 0 | 0 | 1 | 5 | 0 | 0 |
| | very uncomfortable | 0 | 0 | 0 | 0 | 0 | 0 |
| Frequency asking about affected children | always | 5 | 19 | 2 | 9 | 2 | 12 |
| | frequently | 5 | 19 | 5 | 23 | 5 | 29 |
| | sometimes | 7 | 26 | 9 | 41 | 6 | 35 |
| | rarely | 10 | 37 | 5 | 23 | 4 | 24 |
| | never | 0 | 0 | 1 | 5 | 0 | 0 |
| Ready access to resources | yes | 7 | 26 | 21 | 95 | 16 | 94 |
| | no | 20 | 74 | 1 | 5 | 1 | 6 |
| Perceived barriers | unsure about available resources | 12 | 44 | 0 | 0 | 0 | 0 |
| | lack training re: child view of illness | 12 | 44 | 4 | 18 | 3 | 18 |
| | lack training re: child view of death | 10 | 37 | 6 | 27 | 4 | 24 |
| | unsure what guidance helpful | 7 | 26 | 3 | 14 | 5 | 29 |
| | lack experience re: discussion guidance | 15 | 56 | 7 | 32 | 6 | 35 |
| | lack of time | 11 | 41 | 9 | 41 | 8 | 47 |
| | other | 4 | 15 | 7 | 32 | 1 | 6 |
| Attended March roll-out session | yes | | | 17 | 77 | 14 | 82 |
| | no | | | 5 | 23 | 3 | 18 |
| Have used Coping for Kids handouts | yes | | | 4 | 18 | 7 | 41 |
| | no | | | 18 | 82 | 10 | 59 |
| Find tip sheet helpful (n=20) | yes | | | 19 | 95 | 16 | 94 |
| | no | | | 1 | 5 | 1 | 6 |

PC Team Survey Responses

| | | Baseline: N=28 | | 1 mo f/u: N=11 | | 6 mo f/u: N=12 | |
|--|--|----------------|-----|----------------|-----|----------------|-----|
| | | responses | (%) | responses | (%) | responses | (5) |
| Provider Discipline | internal medicine physician | 8 | 29 | 2 | 18 | 1 | 8 |
| | family practice physician | 1 | 4 | 2 | 18 | 4 | 33 |
| | neurology physician | 3 | 11 | 2 | 18 | 1 | 8 |
| | other physician | 1 | 4 | 0 | 0 | 0 | 0 |
| | nurse practitioner / physician assistant | 6 | 21 | 3 | 27 | 4 | 33 |
| | social work | 3 | 11 | 0 | 0 | 0 | 0 |
| | chaplain | 1 | 4 | 0 | 0 | 1 | 8 |
| | creative arts therapist | 2 | 7 | 1 | 9 | 1 | 8 |
| | other | 3 | 11 | 0 | 0 | 0 | 0 |
| Provider Experience | 2 yrs or less | 9 | 32 | 3 | 27 | 2 | 17 |
| | 3-5 yrs | 6 | 21 | 3 | 27 | 2 | 17 |
| | 6-10 yrs | 4 | 14 | 2 | 18 | 4 | 33 |
| | over 10 years | 8 | 29 | 3 | 27 | 4 | 33 |
| Is asking about children in scope | yes | 28 | 100 | 11 | 100 | 12 | 100 |
| | no | 0 | 0 | 0 | 0 | 0 | 0 |
| | sometimes | 0 | 0 | 0 | 0 | 0 | 0 |
| Most appropriate discipline to inquire about children | physician | 0 | 0 | 0 | 0 | 0 | 0 |
| | social work | 4 | 14 | 3 | 27 | 1 | 8 |
| | chaplain | 0 | 0 | 0 | 0 | 0 | 0 |
| | nurse practitioner / physician assistant | 0 | 0 | 0 | 0 | 0 | 0 |
| | creative arts therapist | 0 | 0 | 0 | 0 | 0 | 0 |
| | all team members equally appropriate | 24 | 86 | 7 | 64 | 11 | 92 |
| | other | 0 | 0 | 0 | 0 | 0 | 0 |
| Comfort asking about affected children | very comfortable | 20 | 71 | 5 | 45 | 9 | 75 |
| | somewhat comfortable | 6 | 21 | 5 | 45 | 3 | 25 |
| | not sure | 2 | 7 | 0 | 0 | 0 | 0 |
| | somewhat uncomfortable | 0 | 0 | 0 | 0 | 0 | 0 |
| | very uncomfortable | 0 | 0 | 1 | 9 | 0 | 0 |
| Frequency asking about affected children | always | 4 | 14 | 0 | 0 | 1 | 8 |
| | frequently | 16 | 57 | 6 | 55 | 9 | 75 |
| | sometimes | 4 | 14 | 3 | 27 | 2 | 17 |
| | rarely | 2 | 7 | 1 | 9 | 0 | 0 |
| | never | 0 | 0 | 0 | 0 | 0 | 0 |
| Frequency asking about family's comfort taking with affected children | always | 2 | 7 | 0 | 0 | 0 | 0 |
| | frequently | 11 | 39 | 6 | 55 | 7 | 58 |
| | sometimes | 10 | 36 | 2 | 18 | 3 | 25 |
| | rarely | 3 | 11 | 3 | 27 | 0 | 0 |
| | never | 0 | 0 | 0 | 0 | 0 | 0 |
| Most appropriate discipline to offer guidance about supporting children | physician | 1 | 4 | 0 | 0 | 0 | 0 |
| | social work | 15 | 54 | 8 | 73 | 7 | 58 |
| | chaplain | 7 | 25 | 2 | 18 | 2 | 17 |
| | nurse practitioner / physician assistant | 0 | 0 | 0 | 0 | 0 | 0 |
| | creative arts therapist | 6 | 21 | 3 | 27 | 3 | 25 |
| | all team members equally appropriate | 11 | 39 | 1 | 9 | 5 | 42 |

| | | | | | | | |
|--|---|----|----|---|----|----|-----|
| | other | 1 | 4 | 2 | 18 | 1 | 8 |
| Comfort talking with adults about how to speak to affected children | very comfortable | 8 | 29 | 3 | 27 | 4 | 33 |
| | somewhat comfortable | 13 | 46 | 5 | 45 | 7 | 58 |
| | not sure | 1 | 4 | 1 | 9 | 0 | 0 |
| | somewhat uncomfortable | 5 | 18 | 2 | 18 | 1 | 8 |
| | very uncomfortable | 1 | 4 | 0 | 0 | 0 | 0 |
| Frequency talking with adults about how to speak to affected children | always | 2 | 7 | 0 | 0 | 0 | 0 |
| | frequently | 10 | 36 | 2 | 18 | 5 | 42 |
| | sometimes | 10 | 36 | 5 | 45 | 4 | 33 |
| | rarely | 4 | 14 | 4 | 36 | 2 | 17 |
| | never | 0 | 0 | 0 | 0 | 0 | 0 |
| Comfort level same for illness vs death | yes | 16 | 57 | 7 | 64 | 7 | 58 |
| | no | 11 | 39 | 4 | 36 | 5 | 42 |
| Ready access to resources re: illness | yes | 8 | 29 | 6 | 55 | 12 | 100 |
| | no | 20 | 71 | 4 | 36 | 0 | 0 |
| Ready access to resources re: death | yes | 8 | 29 | 7 | 64 | 12 | 100 |
| | no | 20 | 71 | 4 | 36 | 0 | 0 |
| Perceived barriers | unsure about available resources | 16 | 57 | 4 | 36 | 2 | 17 |
| | lack training re: child view of illness | 20 | 71 | 6 | 55 | 4 | 33 |
| | lack training re: child view of death | 19 | 68 | 5 | 45 | 5 | 42 |
| | unsure what guidance helpful | 13 | 46 | 5 | 45 | 4 | 33 |
| | lack experience re: discussion guidance | 14 | 50 | 4 | 36 | 4 | 33 |
| | lack of time | 13 | 46 | 2 | 18 | 4 | 33 |
| | other | 3 | 11 | 1 | 9 | 0 | 0 |
| attended march rollout | yes | | | 6 | 55 | 9 | 75 |
| | no | | | 5 | 45 | 3 | 25 |
| Have used Coping for Kids handouts | yes | | | 3 | 27 | 7 | 58 |
| | no | | | 8 | 73 | 5 | 42 |
| Find tip sheet helpful (n=7) | yes | | | 6 | 86 | 8 | 89 |
| | no | | | 1 | 14 | 1 | 11 |